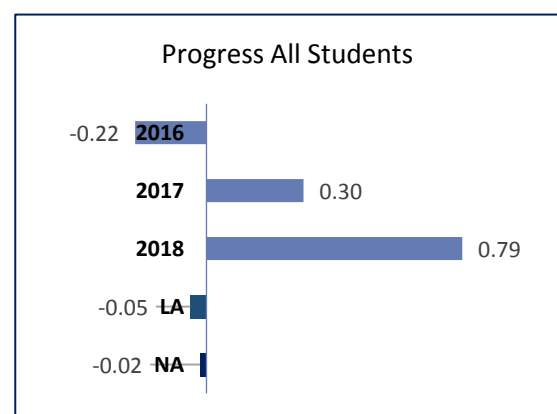
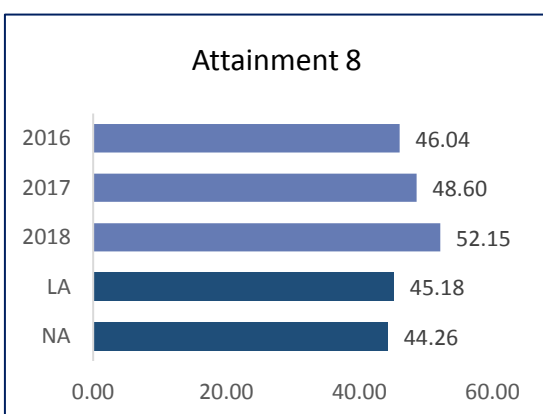
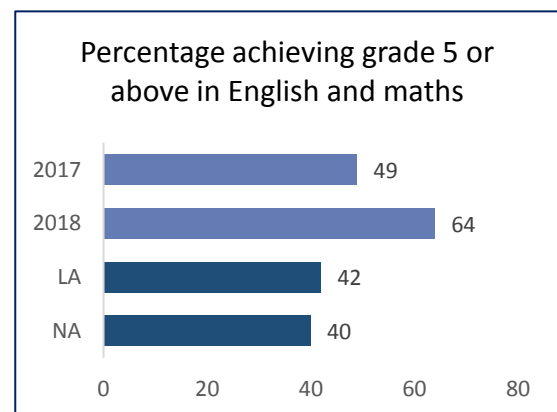
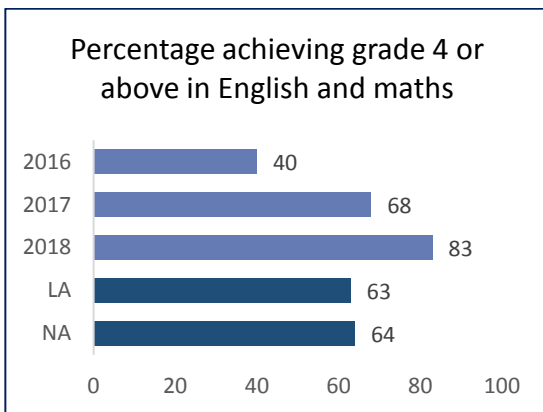


Assessment Information – KS4

	2016	2017	2018 (provisional)	Local Authority	National
Percentage achieving grade 4 or above in English and maths	40%	68%	83%	63%	64%
Percentage achieving grade 5 or above in English and maths	-	49%	64%	42%	40%
Attainment 8	46.04	48.60	52.15	45.18	44.26
Progress 8	-0.22	+0.30	+0.79	-0.05	-0.02



Assessment Information – Disadvantaged Students

	2016	2017	2018 (provisional)	National (Non Disadvantaged)
Percentage achieving grade 4 or above in English and maths	13%	60%	81%	71%
Percentage achieving grade 5 or above in English and maths	-	38%	53%	50%
Attainment 8	36.64	44.69	45.88	49.96
Progress 8	-0.65	+0.29	+0.97	+0.13

